



Website: <http://www.mahonebayquiltersguild.com/>  
Email: [mahonebayquilters@gmail.com](mailto:mahonebayquilters@gmail.com)  
Flickr: <https://www.flickr.com/people/mbag/>

## President Message

Our Guild season is close to the end of another year and May's meeting will be the last of our "sew and tell" until we resume back in September.

Our June meeting will be our AGM and our season end potluck.

There have been many skills and techniques shared and new friendships formed with the multiple social quilting events such as "Slow Quilting" and "Sew Zoom".

With Quilt Canada being hosted in Halifax this year we participated in the CQA/ACC Member Guild Quilt Challenge. The theme of "Sun, Sand and Sea" is a very familiar topic and easy to draw inspiration from.

The entries were revealed at the April Meeting and voted on to have one represent our guild at Quilt Canada 2023. Congratulations to Elizabeth Tumblin for creating the winning piece.

The following is the information and photo of Elizabeth's winning wall quilt.

Quick Reminder from Annette

New life members will be announced at the AGM in June and if you turn 80 between June 1, 2023, and May 31, 2024, you qualify for this special distinction.

## Executive Members

**President** – Annette Fralic –  
[afralic100@gmail.com](mailto:afralic100@gmail.com)

or 902-624-6467

**Vice President – Vacant**

**Treasurer** – Nina Scott-Stoddart -  
[mbggtreasurer@gmail.com](mailto:mbggtreasurer@gmail.com) or  
902-634-9140

**Secretary** –Daphne Strowbridge  
[backstrow@gmail.com](mailto:backstrow@gmail.com)

**Communications** – Colleen Paton –  
[paton.colleen@gmail.com](mailto:paton.colleen@gmail.com)  
or 902-444-0559

**Membership** – Eldora Baillie –  
[mbggmembership@gmail.com](mailto:mbggmembership@gmail.com)

**Library** – Judy Cooper – [judy.ltc@live.ca](mailto:judy.ltc@live.ca)  
or 902-527-5570

**Past President** –Krista Garber –  
[krisgarber@aol.com](mailto:krisgarber@aol.com)  
or 902-677-2867

**Workshops** – Johanna Alford  
[joquilt@bellaliant.net](mailto:joquilt@bellaliant.net)  
or 902-225-7204

**Monthly Program** – Gail Stryde –  
[gstryde@hotmail.com](mailto:gstryde@hotmail.com)  
or 902-514-4105

**Newsletter** – Jan Strachan -  
[mbggnewsletter@gmail.com](mailto:mbggnewsletter@gmail.com)  
or 902-717-4201

---

**Meeting Date** Our next meeting is **May1, 2023 @ 7:00** Doors open at **6:30**. It will be **in-person only** at the **Trinity United Church**

**For Information on Slow Quilting, Sew Zoom and other Guild Activities check out our Website Calendar or Newsletter**

<https://mahonebayquiltersguild.com/events/>

## **CQA/ACC Member Guild Quilt Challenge. Artist's Statement**


It will be forever etched in my memories how my 4-year-old Albertan grandson was totally mesmerized watching that sailboat drift across the horizon. As he stood in the sun, with waves gently lapping at his feet, his maritime dreams probably included sun, sand, sea and sails.

### Design Inspiration

I have always considered myself a traditional quilter but the desire to recreate this photo with fabric has taken me out of my comfort zone. After taking workshops from Kerry Foster (Calgary, AB) and Bev Crouse (Liverpool, NS), I created this wall hanging from a photo I took on August 4, 2022.

### Techniques used.

I used mostly turned edge appliqué for the background. My grandson is a combination of turned and raw edge appliqué. The sailboat was paper pieced separately and added to the background. To make the water more realistic, I used four different colours of tulle. This project was my first using free-motion quilting as I am more comfortable with walking foot quilting on my domestic machine. As a lifelong learner, I appreciated a challenge!



# APRIL MEETING SEW AND SHARE



## MEMBERSHIP NEWS.

April showers bring May flowers. For the FQ draw in May, the theme is floral prints – big, small, and any colorway. The more you bring, the better your chances of winning. All fabric must be of quilting quality.

This is just a friendly reminder that the membership renewal date of June 30th for the 2023-2024 year for Mahone Bay Quilt Guild is fast approaching. We have some activities happening this spring and more planned for the fall. Information will be sent out to active members so we wouldn't want to miss you!

If you are e-transferring, please include your name under the comments section so I know who you are.

As a reminder, here are the ways you can pay:

### TO PAY BY E-TRANSFER:

- from your bank website, the e-mail address to use is [mbagtreasurer@gmail.com](mailto:mbagtreasurer@gmail.com)
- To streamline the process, no security questions are needed.
- the amount is \$30
- under comments, please note "membership dues" and your name

### TO PAY BY CHEQUE/CASH:

- cheque should be made payable to **MBQG** for \$30
- cash is acceptable at every meeting. Please ensure you bring the exact amount as I don't have petty cash to make the change.

Starting the May meeting, I will have new membership cards for pick up only. The guild does not mail membership cards.

Thanks,  
Eldora Baillie  
Mahone Bay Quilters' Guild  
Membership Chair  
[mbqgmembership@gmail.com](mailto:mbqgmembership@gmail.com)

## PROGRAM NEWS

Please join us at the May meeting where Pam Wells will be presenting "Paints and Quilting". She will show different types of paints and dyes and show samples of how they can be used in quilting. She will talk about how she got started in design and share some book recommendations. There will also be time for questions.

There will be no Program at the **June** meeting as it is our Annual General Meeting.

We will, however, be having our annual potluck. Get your cookbooks out or that recipe you have been meaning to try. We would love to try the new recipe.

More details in the June Newsletter.

Gail Stryde  
Program Chair

## LIBRARY NEWS

Isn't it great to finally get some spring weather! I can't wait to start working in my garden.

I do have a few new books for the library. Two new ones were a donation. Thank you to everyone who has donated items to the library in the last couple of years. I hope to have these books available at the May meeting.

New books for May:

You've Got a Point!	Anna Dineen (donation)
Fresh Start Quilts	Mary Etherington & Connie Tesene (donation)
Bertie's Year	Bonnie Sullivan
We Love Color	Suzanne Woods
Tabletop Stitchery	Gail Pan
Double Vision Quilts	Louisa L. Smith

Please check your shelves for any overdue books as we want to get them in circulation to as many people as possible. There will be no library in June, but I will still take books back at that meeting.

Judy Cooper

Guild Librarian

## **Executive Committee Position Vacancies**

The response to last month's call for members to take positions on the Executive Committee has been outstanding. We now have nominees for Secretary, Treasurer, Library Chair, Program Chair and Workshop Chair.

The position of **Vice-President** remains open. This has been vacant for the past year, so only one year is remaining for a new nominee. The person nominated for VP should be willing to assume the role of President in June 2024. A previous term serving the Executive would be helpful.

At the Annual General Meeting in June, voting will take place to elect the new members of the Executive Committee, with positions beginning in September.

If you are interested in discussing details of any Executive Committee position, please contact Krista ([krisgarber@aol.com](mailto:krisgarber@aol.com)) or the person currently filling the position, listed on page 1 of the newsletter.



## **Volunteer of the Year 2023**

The Guild offers so many events throughout the year, both live and virtual, and we depend on our volunteers to make it all happen. At our Annual General Meeting in June, we will honour a person you believe has made an outstanding contribution to the Guild over the past year.

There is one more opportunity to vote in person at our May meeting. Ballots will be available at the sign-in desk. You may vote anonymously if you wish.

If you cannot attend the May meeting, you can vote by email; just send your selection to Krista at [krisgarber@aol.com](mailto:krisgarber@aol.com). Voting by e-mail closes on May 15<sup>th</sup>.

No matter how you vote, you simply state "I vote for \_\_\_\_\_ as Volunteer of the Year because \_\_\_\_\_."

Marilyn "The Tabulator" Verburgh will collect and record the votes. Please give some thought to the people who have gone above and beyond their "job description," have made a better Guild experience for you or have consistently worked hard to improve the Guild. This honour means so much to the recipient.

## WORKSHOP NEWS

### Skills Day Saturday, April 22, 2023

Many thanks to Marilyn Verburgh and Judy Cooper for their time and talents at our Skills Day on April 22<sup>nd</sup>. Along with learning new skills, tips and tricks, we had time for conversation and fellowship. We all left wanting more!

Maryilyn's Circles:



Judy's Doodle Cloth:



### Bee-Jeweled Pincushion

We all fell in love with Judy's charming pincushion from Mary Corbet's Needle'n Thread. For the instructions and everything else you need to get started and inspired, visit:

<https://www.needlenthread.com/2022/02/bee-jeweled-pincushion-project-index.html>

### General News



## ROAD TRIPS

Spring weather and longer days are a cue to get out and explore. Quilt shops are high on the list for all of us.

Nearby shops like [The Woolworks](#), [Lynn's Quilting Studio](#) and [Avonport](#) are on everyone's lists and rightly so – we rely on them!

Over the last year Jan Strachan and Colleen Patton headed out on a day trip to explore and/or revisit shops within a few hours of home.

For those who choose to wander further to do a bit more fabric shopping during this great weather, there are other lovely shops to be found locally, here in the Maritimes. With that in mind. ROAD TRIP




### The Fabric Cupboard

What a treat – a friendly shop owner surrounded by wall-to-wall beautiful fabrics with a colourful display of quilts on an upstairs railing. We found a wonderful selection of fabric lines, precuts and lots of notions in a bright friendly atmosphere. If you visit, don't forget to ask where the sale fabrics are – they were well priced and there was a nice selection.

### The Covered Bridge

Here you will find lots of fabric to choose from and a friendly, helpful staff. There is also a fabulous classroom with adjustable, mechanized sewing tables. Long arm quilting is done on site with local drop offs but also for quilts mailed to them. Icing on the cake is that the Quiltery has an online shop. Here you will find lots of fabric to choose from and a friendly, helpful staff.





### **Spruce it Up Quilting in Port Elgin, NB**

Jan has been a frequent visitor (and teacher) there, but it was my first visit to the store. Though a bit out of the way (unless you're headed to PEI), the shop is well worth the detour. The staff were friendly and helpful, with lots of fabrics to choose from. They are known for their one-meter fabric bundles – thoughtfully chosen, with coordinating fabrics in the store and a web site where you can also purchase them. The owner has beautiful examples of her wool applique hanging in the shop and lots of hand-dyed wool fabric on site.

*Source Mahone Bay Quilters Guild Blog written by Colleen Patton and posted on our website July 26, 2022.*

Next our road trips took us to stores in Nova Scotia and the first one was almost 2 hours away but worth it.

### **Clarence Shopping Mart, Clare NS**

A little bird set us straight (thank you, Peggy – you rock!) and told us to head for Foodland first. Yes, Foodland! Well, not exactly Foodland but to the other half of the same building, to [Clarence's Shopping Mart](#) at 10029 Hwy #1 in Clare –

It was in this store that we found a wonderful supply of fabrics with great pricing and the best supply of notions so far.





### Panier d'Art

Just a short hop down the road is [Panier d'Art](#), at 464 Hwy 1 in Saulnierville. You'll find the store in the back through the basement door. You're immediately surrounded with fabric bolts with a large section for flannels, another for new fabrics and yet another for their patterns and remaining fabric lines. They have a room full of sewing machines and equipment that also houses over 500 bolts of sale fabrics for \$9.99 or less. Classroom space is in a separate building.

This is just one of three rooms full of every quilter's dream.

### The Wooden Spool

The shop has been open for about three years. It's a lovely shop, bright and airy, with a good mix of traditional and contemporary fabrics. There are lots of books on display and a wide variety of fabric panels.



*Source Mahone Bay Quilters Guild Blog written by Colleen Patton and posted on our website November 29, 2022.*



### Sew Blessings Kensington PE

This is a bright, clean, and lovely store that can be found easily right off the highway between Summerside and Hunter River. Great selection of fabrics and the employees are quilters, so they are very helpful. There are lots of precuts, notions, books, thread and the fabrics are a nice mix. There is a bright classroom in the back of the store and classes were running when I was there. There are lots of classes so if you are travelling to PE see if they are funning something you might be interested in.

### Violets New Minus NS

Our newest store. What a wonderful selection of fabrics. With the store being new she brought in full lines. The store offers us the opportunity to rent long arms (after a training course on how to use them). Currently there are two of them. Violet's is a Bernina dealer so all you Bernina owners out there listen up. The staff we met were all quilters so when we asked for help supplementing fabrics for an applique quilt, we stayed at the cutting table, and they brought us the fabrics. They just knew what might work and where to find them. Thanks Spencer.



*Source Mahone Bay Quilt Guild Newsletter written by Jan Strachan and posted today, April 26, 2023*

If you would like to read the whole story log onto our website and look for the Blogs.

Jan Strachan

Mahone Bay Quilt Guild

Newsletter Chair

## Yard Sale



**Mahone Bay Quilt Guild**

# YARD SALE

**Save the Date !**

**Saturday May 6, 2023**

**9 am - 12 noon**

**Trinity United Church Hall**

**101 Edgewater Street**

**Mahone Bay**

lots of bargains

fabric, quilt books, patterns

bargains for ALL fabric artists

**NO EARLY BIRDS PLEASE**

## Slow Quilting

Mark you your calendars - Zoom Slow Quilting Dates - Reminders will go out to the membership a couple of days before each.

Monday April 24 - 2-4pm

Monday May 8 - 2-4pm

Monday May 29 - 2-4pm

Monday June 12- 2-4pm

Monday June 26 -2-4pm

Thanks

Barb

If you have any questions, please email Barb at [robsonbh@eastlink.ca](mailto:robsonbh@eastlink.ca) All members are welcome!

## SEW ZOOM - STORM AT SEA

### New Project – Storm at Sea

Join us April 5<sup>th</sup>, as we begin our new project **Storm at Sea**, on Sew Zoom.

You pick your own Storm at Sea pattern, and quilt along with the group each Wednesday afternoon from the comfort of your home.

Here on Sew Zoom, we help each other over the tricky spots of the pattern, share tips and tricks, and encourage everyone with oohs and aahs. So, pick your favourite Storm at Sea pattern and get ready for April 5<sup>th</sup>.

There are many patterns available, including free ones, but here are a few examples to get you excited:

Need help or want to be added to the Sew Zoom circulation list, please contact us at [SewZoomQuilting@gmail.com](mailto:SewZoomQuilting@gmail.com)

As always, you are more than welcome to join us on Sew Zoom working on your own project.

Sew Zoom

Every Wednesday



## SEW ZOOM UFO'S

Hi folks I thought as a follow up from UFO Day those that want to continue completing their UFOs in a group can follow up on sew zoom.

Here's how it would work: at the beginning of sewzoom each week in March we would state which UFO we were going to work on for the week and the following week describe or show our progress if any. This is entirely your choice and if you wish to work on your present project as always you are welcome to join us.

Yours in UFO land.

Peggy

This is really working for me. I set a date to get the quilting done for a top I finished last October. I had to have it off the frame by last Wednesday, March 22. I had given myself 2 weeks to get it done. I took it off the frame on Tuesday, a day early so one UFO down heaven only know how many to go. My next UFO is to quilt my new Lap quilt. The top was the first quilt I did during Covid. I did it under the original name Wonderer's Wife. It is a new lap for me, so no big hurry but 2 years plus is ridiculous. So, I have two weeks to get it done. It is on the frame so, so far so good.

Give this a go, ladies it really helps to motivate me to complete the projects that I have put on hold.

Jan Strachan

**Just in case you missed it or, like me, lost it in your computer here it is for you.**

Next up the pattern for the pouch swap. Thanks, Eldora, for all your work.



It's time for our first guild swap with the Highland Quilters Guild (out of Antigonish) and we hope you'll join us! If you're anything like me, you have at least a zillion projects on your cutting table and more in your mind. So... what 's one more? I've heard a rumor that it's helpful to keep everything for a project corralled together so what better for this swap than a project pouch?

Several options were reviewed to find the best one for our swap – there are literally thousands of patterns and tutorials out there. We decided to use the Vinyl Project Pouch by Moda Bake Shop ([Vinyl Project Pouch | modafabrics.com](https://www.modafabrics.com/vinyl-project-pouch)) because of its great size, fun look, and adaptability. And it's FREE! It finishes at 12" x 12". There's even a YouTube video ([EASY Vinyl Zipper Pouch // Sewing Tutorial! - YouTube](https://www.youtube.com/watch?v=...)) to walk you through each step, including the zipper. Have no fear – the zipper is doable.

We'd like everyone to use this same pattern for the swap to keep them all equal in size and shape but would like you to go crazy making it your own. There's lots of ideas on Pinterest for inspiration. Check out #luckyprojectpouch on Instagram for even more inspiration.



There's lots of activity happening with each Guild this Spring (workshops, charity events, yard sale, Retreat, Quilt Canada, etc.) therefore, the big reveal will happen at the October meeting in the Fall to ensure our members have lots of time to choose fabrics and sew the pouch. Sign up is open starting at the April meeting and will close at the June meeting. Swap partners will be paired up by the end of June. Although your swap partner is secret, we ask that you give a little blurb about your preferences to help ensure the swap partner knows a bit about you. A sign-up sheet will be available at the membership table for you to add your info. You can also email me ([mbqgmembership@gmail.com](mailto:mbqgmembership@gmail.com)) with your information. If there is an uneven number of interested members, an email will be sent asking whether there are members who (1) haven't yet signed up who want to participate and (2) members who may want to make more than one pouch and in return will receive more than one pouch. We want to ensure everyone who wants to participate will have a swap partner. As everyone's skill level is different, we ask that you put your best effort forward and expect the same in return.

Please bring your completed project pouch to the September meeting, wrapped and ready to exchange in a blind swap. The big reveal will be at the October meeting to ensure enough time is allotted for delivery of the pouches. Have fun picking fabrics, piecing, applique, quilting – whatever you'd like to do to put your own spin on it.

For more information, please contact Eldora (Mahone Bay Quilters Guild) at [mbqgmembership@gmail.com](mailto:mbqgmembership@gmail.com). Above all, have FUN!!!

## QUILTS OF VALOUR

Here are two pictures that were taken of the 3 Korean War Vets who received Quilts of Valour together. They all served aboard Canadian ships tasked to patrol the sea offshore of Korea. Graham McBride, on the left, received your Quilt. Mr. McBride, was on HMCS Haida and HMCS Iroquois, serving two tours of duty in the Korean conflict.

Cheers  
Rhoda




IF YOU ARE TRAVELLING YOU MIGHT WANT TO PUT THIS ON YOUR CALENDAR!

# FABRIC YARN & CRAFT SALE

## Grandmothers 4 Grandmothers Moncton

In Support of African Grandmothers who are raising grandchildren orphaned by HIV/AIDS

We have chosen to donate to:



SATURDAY, MAY 13TH, 2023  
9 AM - 1 PM

SHEDIAC MULTIPURPOSE CENTER  
58 RUE FESTIVAL, SHEDIAC NB

Find Bargains In:  
Fabric, Yarn, Knitting  
Needles, Notions  
& Crafting Supplies



**ALL FABRICS \$2/METER**

**Fabric, Yarn, Craft Donations Welcomed**

Drop Off Locations: Kate's Open Quilt Studio, Fabric  
Cupboard, Covered Bridge Quiltery, Chloe's Quilting  
Café, Hillsborough United Church

g4gmoncton@gmail.com  
or Message Us On Facebook!

### Invitation to Sunrise Quilt Guild to attend Fabric Yarn and Craft Sale - May 13th Shediac Multipurpose Center

I wonder if you would be so kind as to share this invitation with your guild?

We would like to invite the Sunrise Quilt Guild to our Fabric Yarn and Craft Sale on May 13th. We have received high quality donations of beautiful dress fabrics, cottons for quilting, fun fur and some real fur, upholstery fabric and all kinds of notions, thread, cross stitch/quilting projects, rulers, plus an amazing amount of yarn and knitting needles for the sale. We will have patterns for dress making as well as quilting and cross stitch, books, magazines,

All of the fabric is priced at \$2.00 per meter and a \$1.00 will buy lots of the notions.

We suggest interested people arrive early as there are usually at least 500 people lined up at the doors when the sale starts at 9:00 a.m.

Bring bags to carry away your treasures. Cash will get you through check out faster than credit card but we also take credit and debit.

Thank you for this opportunity to advise your guild of this opportunity. We would be happy to answer any questions you may have.

We have attached our poster for you to share  
Best regards,

Marilyn O'Brien and Marilyn Bishop  
Co-Chairs Grandmothers 4 Grandmothers  
Moncton  
1-506-312-3290

**One attachment** • Scanned by Gmail

From Barb Robson. Have a look! Great information!!!!

Here is the link for Zipper Valley, a Canadian Company located in Ontario that Heather Stewart recommended yesterday on Slow Quilting. They are mail order only. Great for ordering bag making supplies in bulk. It is amazing the variety of supplies that they carry!

# Zipper Valley

[Zipper Valley](#)

[zippervalley.com](http://zippervalley.com)

After the discussion at slow quilting about washing or not washing fabric before using and shrinkage here are a couple of links with useful information for the newsletter...



[Yes, you do need to wash your fabric.](#)

[pieceocakeblog.com](http://pieceocakeblog.com)

And <https://www.ctpub.com/blog/to-prewash-or-not-to-prewash-that-is-the-question/>

Both have very useful information.

Barb [www.barbrobson.com](http://www.barbrobson.com)

**I am sure many of you see things that would be helpful to all of us all the time. Just send them to me like Barb did and I will include them.**

**IF ANYONE FINDS AN INTERESTING ARTICLE YOU LIKE TO SHARE. I THINK WE ALL WOULD LOVE TO READ IT.**

**NEXT NEWSLETTER DEADLINE IS *May 27, 2023***