



Website: <http://www.mahonebayquiltersguild.com/>

Email: mahonebayquilters@gmail.com

Flickr: <https://www.flickr.com/people/mbagg/>

President Message

Happy New Year to everyone!

I hope that your holiday has been enjoyable.

Thank you to everyone for the notes and well wishes you sent after my fall. I especially enjoyed the get-well card sent from the December Guild meeting.

Now that the New Year has begun, we can settle in for a winter of quilting and other fun Guild activities. Even though we haven't been snowed in yet, I'm sure we will be soon enough. My first task is to clear a working table in my sewing room which has been overrun with discarded Christmas debris! Hopefully this will be done by the time you are reading this note.

I hope members are excited about the upcoming workshop by Kerry Foster. Check with the Workshop leaders Johanna and Pina for more details.

Our next meeting will be in person at 1pm at TUC hall in Mahone Bay unless there is a school storm day. If that were to occur, we will meet via zoom and a link would be sent after 9am that same day.

I look forward to seeing everyone soon.

Annette

Executive Members

President – Annette Fralic –
afralic100@gmail.com

or 902-624-6467

Vice President – Vacant

Treasurer – Nina Scott-Stoddart -
mbaggtreasurer@gmail.com or
902-634-9140

Secretary –Daphne Strowbridge
backstrow@gmail.com

Communications – Colleen Paton –
paton.colleen@gmail.com
or 902-444-0559

Membership – Eldora Baillie –
mbaggmembership@gmail.com

Library – Judy Cooper – judy.ltc@live.ca or
902-527-5570

Past President –Krista Garber –
krisgarber@aol.com
or 902-677-2867

Workshops – Johanna Alford
joquilt@bellaliant.net
or 902-443-3768

Monthly Program – Gail Stryde –
gstryde@hotmail.com
or 902-514-4105

Newsletter – Jan Strachan -
mbaggnewsletter@gmail.com
or 902-717-4201

Meeting Date

Our next meeting is January 9, 2023 @ 1:00 Doors open at 12:30. It will be in-person only at the Trinity United Church

For Information on Slow Quilting, Sew Zoom and other Guild Activities check out our Website Calendar
<https://www.flickr.com/people/mbagg/>

Membership News

Welcome back to the 2023 Mahone Bay Quilters Guild meetings. I'll be sending a revised membership list in a separate email immediately after the meeting. Please review your details and let me (mbqgmembership@gmail.com) know about any errors or omissions as soon as possible. The Member Sign-In Sheet will be at the membership table so please sign in as soon as you arrive. As in previous meetings, you are welcome to bring guests. All guests must sign in at the membership table and they are welcome to join us up to two times before purchasing a membership. If you have a friend who is interested in joining the guild, please bring them out. If you have any questions, come to the membership table during the meeting and let me know if there is anything I can help you with related to membership. Hope to see all members, both old and new, at our January meeting.

Don't forget to bring your (1) name tag; and (2) your FQ for the draw. The theme for January is solid colours in cool tones. The more you bring, the better your chances of winning. You receive one ticket for each FQ you bring. I was the lucky winner of the FQ draw in December.

I wish everyone a happy and healthy New Year.

Thanks,

Eldora Baillie

Mahone Bay Quilters' Guild

Membership Chair

mbqgmembership@gmail.com

Happy Quilting!

Eldora

Membership Chair

The winner of the fat quarters at the December/Christmas was Eldora Baillie. Good for you Eldora.

Program News

Thanks to everyone who attended the December Potluck. We exchanged mug rugs and ornaments, played a few short games, and enjoyed some delicious food amongst the chatter and laughter.

The January Program will be the sharing of antique sewing tools and machines. Members are asked to bring in old sewing tools and/or machines to share with everyone. We will each speak about our tool or machine and allow time for questions. If you don't know what your tool is or how it was used, please bring it along, someone might be able to provide an answer.

The program is meant to be interactive between the members. I hope you will be able to attend and bring an interesting tool or story.

See you at the January meeting.

Gail


Gail's Games

There was no winner from the game in the November Newsletter. Thanks to those who played. I had a prize for the 5th person with the correct answers. There is still time to put your thinking caps on, I still have the prize and I will give it to the 2nd person to send me the correct answers before the January meeting

Gail

Book Report

The Storyteller's Sampler Quilt book report by Krista Garber



Book Review

The Storyteller's Sampler Quilt by Cinzia White. C&T Publishing, 2019. 245 pages.

This new addition to the Guild library provides lots of options if you are looking for an intricate hexie project. The book includes patterns for 359 hexagon blocks: most intended for hand piecing, but also with a sprinkling of applique and foundation pieced units. The blocks have anywhere from 2 to 50 pieces in each hexagon, so it is definitely a skill builder that can appeal to new and seasoned quilters.

The 359 blocks of this quilt are arranged into 39 collections, each consisting of a central hexagon (measuring 2 ¼" along the side), surrounded by six hexagons of the same size. Your project could be the whole quilt (measuring 95" x 112") or you can make just one hexagon as an ornament, one collection as a wall hanging or mug rug, or join three collections as a table runner. This range of options allows you to try a technique without a huge time commitment. The book also provides a suggested quilting design.

I found the book to be well organized, with clear and very concise instructions. While the featured quilt includes many pastel fabrics, the hexie blocks would also look fabulous constructed in a modern, vivid colour palette or from a coordinated fat-quarter collection.

Stop by our library to check out the versatile compilation of patterns that make up this award-winning quilt.

Workshop News

REPORT: There are still a few spots available in the Paint by number Workshop with Kerry Foster. Please advise Johanna Alford joquilt@bellaliant.net and send payment to mbqgtreasurer@gmail.co. Members may consider auditing the workshop but would still have to pay the registration fee.


The Workshop Committee will be having a virtual workshop with Krista Moser on March 25, 2023, at 11:00 am to 5:00 pm. Krista lives in California which we all know is four hours behind us. Thus, the reason for the late start. We want Krista to be awake when she presents her workshop Watch for further information. We are very excited to have Krista Moser present her pattern "Vintage Windmills". The purchase of her pattern will be required. Have a look at her web site at all the wonderful quilts

On April 22, 2023, we will hold an Skills Day with members from our guild. Also, mark your calendar for March 18 for Cuddle Quilt Day.

NOTE: Just a quick review for registration. Notify Johanna Alford for registration at joquilt@bellaliant.net and then send payment to mbqgtreasurer@gmail.com with the name of the workshop. Thank you.

Learn & Explore Two Day Zoom Workshop Paint by Number Quilting with Kerry Foster

Jan 21 & Feb 4, 2023, 12:30 – 4



Register by January 7, 2023, via email to joquilt@bellaliant.net

Members: \$35 Non-members \$55

E-transfer your payment to mbqgtreasurer@gmail.com to reserve your spot.

Recreate a favourite photograph out of fabric using paint-by-number quilt techniques. The course focuses on how to create the design from your chosen photo so that you can customize your quilt with your pet, wild animal, or anything you desire.

Participants will provide a photograph to the instructor by Jan 14, 2023 for approval. The approved photo will need to be enlarged prior to the class start date, Jan 21.

Day 1:

Work from a photograph to identify colours & shading & create your own drawing to make templates.

Day 2:

Make freezer paper templates from your own design, select colour placement, make swatch key, cut templates, fusing and gluing.

Machine sewing your finished project will be at your leisure on your own time after the workshop. This is a class for both the experienced and beginner quilter.

Skill Building

Animal portraiture
Turned Edge Applique

Material List

Glue Pen & refills, Small sharp scissors
Freezer paper
Washi tape
Sharpie marker (not red)
Light-box optional



Johanna and Pina


General News

My word it looks like the December/Christmas meeting was a wonderful time.

Here are a couple of pictures provided by Colleen Patton and Krista Garber

December Meeting. We are ready to party!!!!

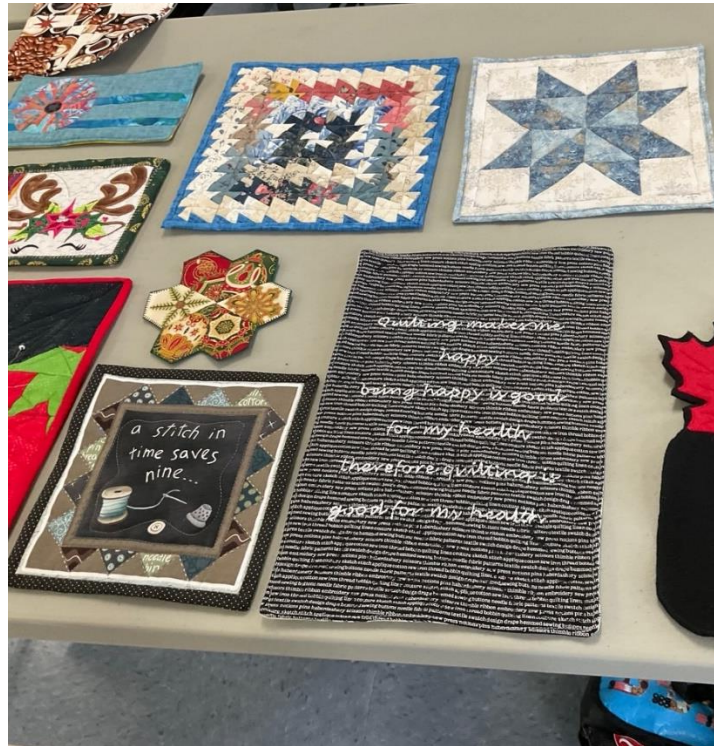
Welcome to our party.



SAYING HELLO

WOW LOOK AT THIS.

o



WE ARE ALL SO CREATIVE.



WORKING THROUGH THE MEETING



THIS IS GREAT WE ARE ALMOST READY



LET'S EAT!!!!!! LOOKS WONDERFUL



2023 MBQG Quilters Yard Sale

Are you interested in participating in the Guild's 2023 Yard Sale? The date would be Saturday May 6, 2023 (usually this is the BIG yard sale day/weekend all along the South Shore) at Trinity United Church Hall (where we meet). I am just looking to get expressions of interest now and to see if there are enough people who are interested. I believe the cost in the past was \$10 per table. We would advertise with other Quilt Guilds as well as on Facebook and Instagram.

Send me an email if you are interested and I will keep a list. Signups and paying for the table will begin at the January meeting.

Barb Robson

robsonbh@eastlink.ca

Slow Quilting

Mark you your calendars - Zoom Slow Quilting Dates - Reminders will go out to the membership a couple of days before each.

Monday January 16, 2-4pm
Monday January 30, 2-4pm
Monday February 13, 2-4pm
Monday February 27, 2-4pm
Monday March 13, 2-4pm
Monday March 27, 2-4pm

If you have any questions, please email Barb at robsonbh@eastlink.ca All members are welcome!

Sew Zoom

Sew Zoom runs every Wednesday (rain or shine), 1pm start.
And usually runs until around 4pm.

Thanks so much,

Tara

Tara Lynas

Taryllynas@yahoo.ca

Mahone Bay Quilters Buy and Sell

The Pfaff creative icon TM




This is a sewing machine, an embroidery machine, a quilting machine.

It offers many functions and stitches, including the IDT (Integrated Dual Feed) and exclusive techniques such as the ribbon stitches and radiant stitches. The touch screen gives you easy access to numerous built-in embroidery designs. For the special techniques the machine will show you how step by step. I have lost count of the number of different stitches from Utility, Quilting, Decorative, Cross Stitch, Satin Stitch, etc. If that is not enough the machine has creative stitch design to allow you to create your own combinations. I could write a book about it but am not allowed more words. There is one drawback about this machine...it does not do the dishes. \$8000.00. This machine was the top of the line until the Icon 2 came out. It was purchased at Sew with Vision three years ago at a cost of \$16,000 plus the tax. Now you can buy it with no tax. All feet and hoops are included, and I will add some embroidery designs. Call 902 443 3766 or joquilt@bellaliant.net.

Next Deadline for Mahone Bay Quilt Guild Buy and Sell next Newsletter

January 28, 2023

If anyone finds an interesting article you would like to share, please forward it to me. I think we all would love to see it.



NEXT MEETING IS FEBRUARY 6, 2023