



Website: <http://www.mahonebayquiltersguild.com/>
Email: mahonebayquilters@gmail.com
Flickr: <https://www.flickr.com/people/mbqg/>

Newsletter Editor's Message

On and off over the last year, I have thought about what I wanted to say in my last Newsletter and have written different versions of it in my head while trying to sleep at night or out for a walk.

First off, I would like to thank you for your contributions to the Newsletter over the past 4 years. I truly appreciated everyone who read the newsletter, played the games, and contributed to the many issues. The newsletter would not have been the same without your input.

Finally, I would like to thank the executive members who sent in their monthly updates and provided suggestions and support along the way.

I have enjoyed preparing the Newsletter for the Guild. Thanks for the opportunity. See you at the meetings.

Gail

PS. I could not leave you without another game. Please see page 17.

Executive Members

President – Krista Garber – krisgarber@aol.com or 902-677-2867
Vice President – Annette Fralic – aandbf@eastlink.ca or 902-624-6467
Treasurer – Nina Scott-Stoddart - mbqgtreasurer@gmail.com or 902-634-9140
Secretary – Peggy Abbott - abbott@eastlink.ca or 902-543-7653
Communications – Colleen Paton – paton.colleen@gmail.com or 902-444-0559
Membership – Elizabeth Tumblin – mbqgmembership@gmail.com – or 902-543-0242
Library – Judy Cooper – judy.ltc@live.ca or 902-527-5570
Past President – Pamela Wells pammied01@gmail.com or 902-527-2819
Workshops – Alicia Anderson workshopsMBQG@gmail.com or 902-579-7097
Monthly Program – Mary Gray - graymary007@gmail.com or 902-543-8827
Newsletter – Gail Stryde - mbqgnewsletter@gmail.com or 902-514-4105

Meeting Date

Our next meeting is **June 6th**. It will be in-person only at the Trinity United Church

Slow Quilting

Are you working on a project and have a question? Or do you just want to have a chat, why not sign on to Slow Quilting on Mondays. Here are the times for June, July, and August

June 13 and 27

July 11 and 25

August 8 and 22

Drop in anytime between 2 and 4pm

Annual General Meeting Information

In-person meeting - June 6, 2022, at Trinity United Church Hall

Doors open at 6:30 pm, Meeting at 7:00 pm

- Don't forget our book sale – unused library books and books donated by members will be sold beginning at 6:30 pm. Magazines are 2 for \$1, and all books are \$2 each. **Bring any books you wish to donate and bring your loonies and toonies for some great deals.**
- After much hope that our potluck could be held this month, public health recommendations dictate that it remains unwise to do so. Coffee, tea, and cookies will be served.
- There will be no fat quarter draw at the annual meeting.
- Along with regular Guild business, we will be honouring our new Life Members and our Volunteer of the Year. Nominations will be taken for vacant Executive Committee positions for the 2022/23 year.
- The President's Challenge quilts will be revealed.
- An update on summer activities and show planning will conclude the agenda.
- There **will** be sew & tell following the meeting.
- And yes, probably a game and a few prizes!

A detailed agenda will be sent by email on the weekend of June 4th.

Enjoy your summer!

Annual Reports

President's Annual Report 2021 - 2022

In recent months, we have gradually resumed in-person events, although with some modifications. It's hard to believe that two years ago Zoom programs and workshops, hybrid meetings, Sew Zoom, Open Sewcial, UFO day, our own Quilt Alongs and the President's Challenge did not exist.

I'd like to thank many people for their efforts over the past year. First, members of the Executive Committee, who bought us outstanding newsletters, programs, and workshops, along with doing the myriad of tasks, so many unseen, that make the Guild run smoothly. You all maintained the enthusiasm and effort that enabled the Guild to thrive during COVID-related ambiguity. Thanks to my predecessors, Pam Wells and Christine Bell, for their advice and guidance. Our four virtual quilting groups allowed us to connect, laugh and learn, thanks to our Zoom hosts Peggy Abbott, Eldora Baillie, Jill Green, Tara Lynas, and Barb Robson.

Much work was done and is ongoing to secure a strong future for the Guild. Our communications team's update of our online platforms will serve us well into the future and is already enhancing our reach in promoting the quilt show.

Lastly, thanks to all the members for their participation and support that brought the Guild to its 31st year. You always contribute so generously to any Guild activity, including local charities through our Pillowcase Day, Cuddle Quilt, Food bank and IWK affiliations. When so many Guilds have struggled, we end this membership year in a strong financial position, and every membership renewal is a vote of confidence for great things ahead.

So, while my term as President included some disappointment over missing some favourite events, I look back primarily with gratitude to have been part of such a wonderful group. I hope the Guild helped you to weather pandemic challenges, too. Some of the "firsts" that we tried out of necessity will remain with us by choice, as international instructors are now more accessible and as we invent new program delivery formats. And that perfect hybrid meeting configuration?? Well, I'm going to keep working on that!!

As always, I wish you Happy Quilting.

Respectfully submitted,
Krista Garber
The pandemic President

Communications (Website, Social Media, and Photography) Annual Report 2021-22

A review of our Communication activities was the focus of this past year, resulting in a multi-year plan to help us broaden awareness of the Guild and continue to meet the needs of Guild members. Two key recommendations – creation of a new Guild website and modernizing our Facebook participation – will be implemented in the 2022-23 fiscal year.

The reach of our communications has continued to grow this past year:

- Guild website:
 - there were 9189 total page views, a modest increase from last year
 - daily page views were 25 on average, with the highest number of daily visits at 167
- Facebook
 - we grew to 453 followers this year, a 17% increase - up from 387 in last year's report
 - approx. 80 followers are Guild members
 - three project groups were added to our Facebook presence, with a total of 37 Guild members registered as participants
- Instagram
 - 40 followers were added to Instagram this year, for a new total of 249 and an increase of roughly 20% - about 48 followers are Guild members
- Flickr
 - Flickr has had over 40,000 views this year, for a total of 840,399 since 2011.
 - there were 439 photos added for a new total of 6,639 photos posted in 243 albums

Respectfully submitted,

Communications Chair on behalf of the Communications Team

Workshop Annual Report - 2021 -2022

As I write this year end piece, we are about to finish with a fantastic teacher Peter Byrne. This year we have again been able to take advantage of some amazing teachers through our zoom capabilities! I must say I love being able to attend a workshop in my jammies with all my fabric and no set up! Our one and only in person workshop was held with an amazing teacher we are lucky enough to have among us teaching us bag making, Eldora Baillie. It has been a busy year and I hope you learned a lot and your sewing machines had a hand in keeping you happy and sane through the challenges we all faced.

I have loved the fun and friendship over the past two years of being the Workshop Coordinator with you all. Your support has meant a great deal and I look forward to being part of more events in our wonderful guild.

Respectfully submitted,

Alicia Anderson

Library Annual Report 2021 - 2022

Eleven new books were purchased for the 2021-2022 year. These were mostly recommended by guild members and a couple that I thought would be suitable.

1. *Japanese Taupe Quilts: 125 Blocks in Calm and neutral Colors*
Susan Briscoe
2. *Shape by Shape, Collection 2: Free-Motion Quilting with Angela Walters*
Angela Walters
3. *Inspiring Improv: Explore Creative Piecing with Curves, Strips, Slabs and More*
Nicholas Ball
4. *Hand Sewing: A Journey to Unplug, Slow Down & Learn Something Old; Hand Piecing, Quilting, Appliqué & English Paper Piecing in One Gorgeous Quilt*
Becky Goldsmith
5. *One-Block Wonders Cubed* Maxine Rosenthal and Joy Pelzmann
6. *One-Block Wonders Encore* Maxine Rosenthal and Joy Pelzmann
7. *Homegrown* Sue Spargo
8. *Wild Blooms & Colorful Creatures* Wendy Williams
9. *Create Your Own Improv Quilts* Cindy Grisdela
10. *Bright & Bold Wool Applique* Angela Lawrence
11. *Yoko Saito's I Love Houses* Yoko Saito

Renewals:

- *Canadian Quilt Magazine*
- *Quilt Mania*
- We also subscribed to *Simply Moderne*, as part of the *Quilt Mania* package
- *Quilting Arts Magazine* was not renewed
- 25 donated books were added

This year, a complete review of all the books and magazines will be done by myself and two other members. Books that have not been taken out for the last 5 years will be examined closely to determine whether they will remain in our collection or not. Of course, there are some classic books that will remain in the library regardless. The discontinued books and magazines will be put out for a member sale during the June meeting.

Due to COVID-19 restrictions, the guild only met twice for in house meetings. As a result, books did not get exchanged as often as in previous years. I did have a couple of requests for new books, which I had at home. These were picked up at my house.

Submitted by Judy Cooper, Guild Librarian

Membership Annual Report 2021- 2022

Another busy year in the membership department, even though we didn't meet in person very much! The number of emails sent from my address are a testament to that! Thanks for opening and reading the variety of information sent by email to members this year.

We started the year with 109 Guild members, of which 10 were Life Members. Recently we awarded another Life Membership to Anna Davison, as a way to honour her as a founding member of our Guild and to thank her for her contributions over the last several decades, prior to her move to Alberta. At our AGM in June 2022, we will be adding another five Life Members for a total of 16 Life Members to finish the year. Our total membership at this time is 125 Guild members. Given the uncertainty of the last couple of years due to the pandemic, I am pleased with the number of people continuing to support our endeavours and share their love of all things quilting related.

One of the biggest changes in Membership this year was the development of a new membership form. This new form helps us verify current addresses, do a short survey on member skills/needs as well as determine your wishes around sharing information with other Guild members. We continue to encourage all members to complete the new form, available in person, via email or on our new and improved website where the form is fillable!

Sadly, this is the end of my term as Membership Chairperson. I have enjoyed interacting with all of you and getting to know so many in person and virtually. I thank you for your support over the last two years in these highly unusual times.

Respectfully submitted,

Elizabeth Tumblin

a.k.a. ejtumblin@gmail.com

Program Annual Report 2021 - 2022

- September It was exciting to finally get back to having in person programs. **Debra Howard** from **Quilts by the Bay** in Digby shared her quilting journey. Her talk was followed by a sale of fabric and notions.
- October Covid resulted in returning to Zoom meetings. The guild purchased access to an **All-Star Virtual Sampler** over a Saturday & Sunday. It was another amazing array of instructors and their crafts.
- November An in-person meeting with Zoom for those not comfortable of attending. Our own talented bag makers **Colleen Paton** and **Eldora Baillie** gave a wonderful show of their bags and shared many bag making tips.
- December In person only meeting to celebrate the guilds 30th Anniversary and Christmas. Santa snacks along with coffee and tea were catered by our member **Irene Freeman**. Draws were held for prizes. We had an exchange of homemade Christmas ornaments along with collection of food items and money in support of the Lunenburg Food Bank.
- January Back to Zoom for a presentation by **Amy Friend** on alternate grids and negative space
- February Zoom **Andrea Tsang Jackson** from **3rd Story Workshop** in Halifax provided a trunk Show.
- March Zoom **Joanna Dermenjian** who is a researcher and quilt maker gave a presentation On Quilts made by Canadian women during WWII that were donated to the Red Cross
- April In Person We had a trunk show of this year's cuddle quilts since we had been unable to see them displayed on the church pews as usual on Cuddle Quilt Day.
- May In Person Guild member **Michele Stevens**, shared her journey in sail making and showed a film on her family's history of sail making in Lunenburg

Respectfully submitted,

Mary Gray, Program Chair

Membership News

This is just a friendly reminder that the membership dues for the upcoming year are due by June 30th.

The fastest way to renew is by sending your \$30 membership fees via e-transfer to our treasurer, mbqgtreasurer@gmail.com. No security question is required so therefore no password!

If you wish to pay in person, the only event we have before the deadline is our AGM on June 6th.

If you are most comfortable sending a cheque, that is still an option. Currently you can mail it to me at the following address:

Elizabeth Tumblin
1161 Highway 331
Pleasantville, NS
B0R 1G0

Please note, my term as Membership Chairperson is up once a new person is elected at our AGM. That means there will be a new address for the new person soon if you wish to mail a cheque in June.

Paying your membership dues on time is even more important this year if you wish to enter any quilts in our Quilt Show. You need to be a member for the 2022-2023 year in order to submit an entry form for the quilt show between June 1 and 30th.

Thanks!

Library News

It was great seeing quilters in person at the May meeting. Lots of books were returned and taken out. There will be no library at the June meeting. However, I will take any overdue books brought back at that time.

Earlier this month, Gail Stryde, Annette Fralic, and I, did a complete check through all the books and magazines in the library collection. Anything that had not been taken out prior to 2017, was pulled. There were some exceptions.

The following books have been discontinued and will be for sale at the next meeting:

Quick & Easy Quilt Making #1

Rotary Riot #8

Celtic Quilt Design #19

The Foundation Piecer #88

Small Scale Quilt Making #103
Collector Quilts #111
The Ultimate Scrap Quilt #170
Floral Abundance #176
Puzzle Quilts #197
Pairing Up #198
Quilting by Machine (Singer) #205
Disney Home #246
Spotlight on Scraps #254
Sensational Patchwork Quilting #264
Scrap Quilts #314
Transfer Paint #328
Cloth Diapers Made Easy #344
Threads From the 30's #351
Mastering Machine Applique #362
Setting Solutions #368
Heirloom Machine Quilting #402
A Perfect Union of Patchwork & Applique #425
Fabric Collage Quilts #429
Blended Quilt Backgrounds #430
Floral Wood Carving #432
A Celtic Garden #444
Mariner's Medallion Quilts #445
Carving Patterns #447

Magazines for sale include some the following:

Quilters Connection

Love of Quilting

Patchwork & Quilting (Australian)

If you have any books and / or magazines to donate to our sale, they would be much appreciated. All proceeds will go back to the library. There will be a separate table for any donated items.

Please bring cash and a bag for any purchases. Books will cost \$2.00, and magazines will be 2 for \$1.00.

There are three new books, recommended by a member, on order and should be ready for the September meeting.

3-Yard Favorites (I was told that this one is on backorder)

Modern Views with 3-Yard Quilts

Fast & Fun 3-Yard Quilts

If you have any other recommendations for the library, please contact me via email judy.ltc@live.ca

See you soon

Keep Safe

Judy Cooper, guild librarian

Workshop News

The eleven members who signed up to take the Hover inspiration Workshop were treated to a very professional workshop where most, if not all attendees, finished their mini quilt. Peter was very organized, patient, and talented. Everyone found it a very enjoyable workshop and many of us looking forward to taking more from him. He showed us some of his award-winning quilts at the end of the Workshop. He is quite an accomplished quilter.

He will be in Halifax for Quilt Canada in 2023 and said he would be interested in teaching a class for us. He is in the process of finishing up the plans for a new class. You can check out his workshops on his website at <https://peterbquilts.com/workshops/>

Also, here is a picture of most of the class participants and their mini quilts.



Quilt Show News

The quilt show is well into the planning stage. September will be here before you turn around! We are very excited. Please take the time to read the important details below:

QUILT BOUTIQUE

Dear guild members,

Every year the Quilt Show Boutique gets better because of your participation, and beautiful work. This year will be no exception! We have made a few changes and clarifications to the boutique guidelines to help provide shoppers with a "I just have to have that" experience.

Only members in good standing as of June 30, 2022, are eligible to submit items for sale.

Thank you to everyone who has volunteered to help in the Boutique!

Boutique Guidelines

The boutique has a 20% commission on all goods sold on your behalf, so consider that when pricing your items.

The boutique will accept

1. Quilted, stitched or fibre-based items that are the work of the Guild members. Examples are small baby or lap quilts, bags, pouches, wall hangings, felted objects, thread catchers, novel sewing aids, Christmas ornaments, etc.
2. Bed quilts; please note that due to space issues, bed quilts will be limited to 1 per member, to a maximum of 10 in the boutique. If we have more than 10 member interested in selling bed quilts, we will select by lottery draw. These quilts will be folded so the seller must attach a colour photograph of the full quilt, with dimensions. Please note.... Quilts displayed on the floor may also be for sale, with each member limited to three show entries.
3. Items produced in other materials or media may be made by the Guild member or someone in the member's immediate family. Examples might include painted or metal items or wood products, like seam rippers, buttons, Christmas ornaments, trivets, etc.
4. Fat quarter bundles.
5. Donations (all proceeds going directly to the guild) of any of the above are also gratefully accepted.

Each item must be individually priced, with the price securely attached, by the seller.

Only a limited number of items can be displayed at a given time so please be ready to restock, when your items sell out! We might not have room for storage.

The following items will **not** be carried in the boutique:

1. Used quilting tools; consider a table at a future guild yard sale
2. Books, magazines, patterns; again, consider a table at a future guild yard sale
3. Food items
4. Franchise products like Avon, Watkins, etc.

Acceptance of **all** items is at the discretion of the Boutique organizers. The quantity of similar items displayed at one time will depend on space availability.

Contact Christine Bell or Ann Phelan should you have questions about items that may not have been captured here.

QUILT SHOW ENTRIES

Finally, it is time for you to enter your quilts into Quilt Show! The entry form is attached to this newsletter in both Word and PDF (fillable). In order to enter, you must be a member of MBQG for the 2022/2023 year with membership paid before **June 30th**. You may enter up to 3 quilts. Please carefully follow the instructions on the entry form, and send it between June 1 and June 30, with pictures of your quilts, to Cheryl Borden at cherylborden@eastlink.ca.

For those of you who will be mailing either your pictures or a hard copy of the Quilt Show entry form to Cheryl Borden, there was a mistake in the street name in the last one, so please use the attached. I am hoping, however, that nearly everyone will be able to take advantage of the easy and quick online form that will be ready for you to use on June 1! Stay tuned!

RAFFLE QUILT TICKETS

Have you picked up your tickets yet? If not, please contact Gail Smith to arrange pick up. As you know the raffle ticket sales are the Guild's only fund raiser of the year.

Volunteers are needed to sell tickets at various places over the summer. Gail will have the sign-up sheet at the door at the June meeting. **Please stop by and volunteer for a couple of hours.**

ADVERTISING

The post cards and posters will be available to members at the June meeting. It is very important that we get the word out this summer. We would like to have posters or postcards in the Atlantic Canada Quilt shops. If you are travelling in Atlantic Canada this summer and would be willing to drop off advertising materials, please get in touch with Gail Stryde at gstryde@hotmail.com or at the June meeting. If you require more post cards or posters during the Summer, please get in touch with Gail.

SILENT AUCTION CHALLENGE QUILTS

Just a reminder, please get those kits out and finish them! They need to be completed and passed in, at the September meeting, where they will all be revealed to the members. We look forward to seeing your creativity.

A summer program? Why not?

The **Global Quilt Connection Sampler Platter** series provides a great overview of new instructors available for Zoom workshop bookings. It's a great and fast way to identify any new techniques or workshops we might want to see. A new group of speakers will be making presentations on **July 30 & 31, 2022**. People are busy during the summer (or maybe taking a break from quilting), so we have reserved only 50 seats for the July session. As before, the "show" will be on Zoom from 4-7 pm and will be recorded so that each session may be watched up to 48 hours after the live version. The final list of speakers for July will not be released until July 1, so watch for an email in early July with more information on this upcoming program. Hope you enjoy it!

Summer Checklist

There'll be a lot happening this summer – here's a handy list to keep you on track!

JUNE

- Quilt show entry forms are due by end of the month. Contact Cheryl Borden with any questions.
- Membership dues must be paid by the end of June.

JULY

- July 30 – our second annual "Hang your Quilts Outdoors" Day. Be sure to snap a photo and send it to Barb & Colleen for sharing.
- July 30 & 31 – Global Quilt Connection Sampler Platter on Zoom

ALL SUMMER

- Sew Zoom will continue every Wednesday from 1-4 pm. A new pattern designer will be featured for the summer. Contact Peggy Abbott or Tara Lynas with any questions.
- Slow Quilting will continue every second Monday from 2-4 pm on Zoom. Dates will be posted on Guild website calendar.
- Check out the calendar on our website for the most recent event details.
- Follow us on Facebook to see fun quilty and Guild-related posts. Our new "members only" sections will be great for sharing information.
- Have you sold your raffle quilt tickets yet? Proceeds should be turned in at the September meeting.

- Will you be selling anything in the Quilt Show Boutique? Please plan some time to work on your unique creations for the show.
- Did you buy a kit for our silent auction to benefit Christmas Daddies? Time to finish up your optical illusion for the big reveal at the September meeting.
- Planning any travel in the Maritimes this summer? Take some quilt show promotional postcards to leave at quilt shops you visit. Shops are very enthusiastic about helping to spread the word about upcoming quilt shows. Contact Gail Stryde to pick up some postcards.

Enjoy your summer and thanks for all you do to support our Guild!

Sew Zoom

The next project for sew zoom is focused on a Tilda pattern. There are many free patterns on the Tildas world site, <https://www.tildasworld.com/free-patterns/>

As discussed in the group on sew zoom many have decided to do the striped fish however as always, the members are free to choose

Any pattern or project of their choice. Join in to sew, chat and enjoy each other's company. We will be starting the new project on June 15.

Outdoor Quilt Day 2022

Saturday July 30th (rain date Sunday July 31st)

We have made it through another year and are looking forward to the warm summer months and the return to "normal" after a long and restricted 2 years.

We want to take a day to celebrate and show off some of the quilting creations that have been completed.

It's easy to take part!

Just hang or display a quilt (or several)

Be spontaneous!

Take a photo to send to Barb Robson via e-mail or post your photo on our MBQG Facebook page. Leave your quilt or quilts out on display for as long as you want for travellers to see as they drive by. This is open to anyone who has a handmade quilt.

You don't have to have made it yourself or be a guild member.

We look forward to seeing your beautiful quilts!

Here are few from the 2021 Outdoor Quilt Day



Christine B's Display



Debbie B's Display



Barb R's Display



Gail Stryde's Display

President's Challenge

You did it! When we asked for volunteers to donate 33 blocks for our three "Quilts for Survivors (QFS)" recipients, we received 41 blocks!! Several of you contributed more than one block, and they were so creative and well made. Our windfall allowed us to separate some duplicates for donation directly to the QFS organization and Elizabeth and I assembled the quilt tops during the Guild retreat. Elizabeth had already completed the pieced backings prior to the retreat. Then the quilters stepped in, adding wonderful quilting designs in record time. As I write this update, binding is being added. I'm so eager to show you the finished quilts at our annual meeting. I know you'll be as proud as I am to send these gifts of comfort and healing to Meeka, Eelee and Shuvinai.

I hope to take a group photo of all contributors at the annual meeting to include with our letter when the quilts are mailed. Until then, a huge thank you to everyone who donated blocks, to Annette Fralic and Marjorie Skinner for the quilting, to Ann Phelan for attaching binding and to Kim McGowen for the labels. Lastly, my appreciation to Elizabeth Tumblin for bringing the inspiring story of these ladies to our attention and for overseeing the assembly process.

Congratulations on a great **team effort!**

Krista

Quilt Game

As I mentioned earlier, I had to have 1 last game. Here is a little quilting trivia for you. I did not write the questions. "Google" found them for me. Send in your answers before the June meeting. If no one gets them all correct, the prize will go to the person with the most correct answers. If there is a tie, I will put those members' names in a hat and pick a winner. Have fun!! Winner will be announced at the June meeting.

My email address is mbagnewsletter@gmail.com Thanks again to those that played the games over the past 4 years. I sure hope you enjoyed playing them as much as I did preparing the games.

1. What is the generally accepted "lifespan" of cotton fabric (in years)?

- a) 70
- b) 80
- c) 90
- d) 100

2. What quilt pattern commemorates the founding of New Orleans in 1718?

- a) Dresden Plate
- b) Cathedral Window

- c) LeMoyne Star
- d) Drunkards Path

3. What is sometimes referred to as the “Perfect Portable?”

- a) Janome SEW MINI
- b) The Singer Featherweight
- c) Brother Project Runway CS5055PRW
- d) Singer 5400 Sew Mate

4. Flour and feed sacks featuring geometric or floral designs did not appear in America until what decade?

- a) 1920s
- b) 1930s
- c) 1940s
- d) 1950s

5. What was the first electric household appliance? (It was introduced at the Chicago World’s Fair in 1893.)

- a) Flatiron
- b) Electric scissors
- c) Toaster
- d) Blow-dryer

6. This slave woman made two “Bible Story” quilts—one is in the Smithsonian, the other in the Boston Fine Arts Museum.

- a) Harriet Tubman
- b) Harriet Powers
- c) Elizabeth Hobbs Keckley
- d) Gladys Ferner

7. What is the purpose of the “groove” on a needle?

- a) Prevents poor/inconsistent thread tension
- b) Reduces the chance of the needle breaking
- c) Glides easily through fabric, minimizing the puncture size
- d) Allows thread to lie close to the needle as it passes through the eye of the needle

8. The first cotton prints in America were made by John Hewson between 1778 and 1780—what were they called?

- a) Solids
- b) Prints
- c) Calicoes
- d) Rotaries

9. True or False: it is better to machine quilt on the bias first and then with the grain last?

- a) True
- b) False

10. The thimble is thought to have originated in what European country?

- a) Holland
- b) Spain
- c) France
- d) Ireland

11. Selvage runs parallel to what grain in fabric?

- a) Warp (lengthwise)
- b) Weft (crosswise)

12. Susan B. Anthony did what at a church quilting get-together in Cleveland?

- a) Designed a coin with a quilt on it
- b) Wrote the lyrics to a well-known quilting song
- c) Declared quilting a national pastime
- d) Gave her first speech about women's suffrage

13. Does bobbin tension vary with the type of thread used?

- a) Absolutely
- b) Definitely not

14. Superstition: You should not quilt at all on what day of the week?

- a) Monday
- b) Friday
- c) Saturday
- d) Sunday

15. What is finger pressing?

- a) Technique used in creating half-square triangles
- b) Part of a sewing machine's presser foot
- c) Using your finger to press a seam quickly without an iron
- d) Traditional stitch used in hand sewing

16. Polyester batting was first marketed in the United States in 1955 by what company?

- a) Stearns & Foster (Mountain Mist)
- b) Quilters Dream
- c) Hobbs
- d) Warm

17. When she wrote the book How to Make an American Quilt, how many years had Whitney Otto been a quilter?

- a) 0
- b) 2
- c) 8
- d) 24

18. In reference to quilting, what is meant by the term “loft?”

- a) Batting “puffiness”
- b) Puckering of fabric when quilting
- c) Thread count in quilters’ cotton
- d) Another term for “quilt guild”

19. “Gunboat quilts” refer to what?

- a) Old-time gangster themed quilts
- b) Quilts made quickly (under a week)
- c) Quilts made by southern women during the Civil War to raise funds to buy gunboats
- d) A style of quilt made exclusively by men during WWII

20. Name a stitch typically found on a Victorian crazy quilt.

- a) Feather stitch
- b) Satin stitch
- c) Outline or running stitch
- d) All of the above

May Sew and Tell

Here are a few of the beautiful items from May’s Sew and Tell:



Sandy's Cat Quilt



Nina's Be a Star Quilt



Pam's Wall hanging

Remember to check out our Flickr page for more photos. Here is the link:

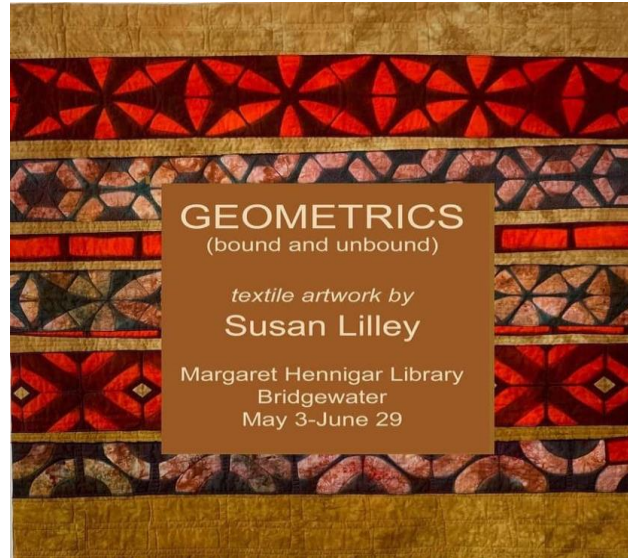
<https://www.flickr.com/people/mbqg/>

Marvelous Members

An Exhibition of Polly Greene's Quilts will be held at the Captain's House Gallery, 33 Central St., Chester NS from June 22 - July 16, 2022. I am sure this will be a beautiful exhibition. Here is a sneak peak!



Why not check Susan Lilley's Geometrics exhibition in the Margaret Hennigar Library at the Lunenburg County Lifestyle Centre (LCLC) in Bridgewater from May 3rd to June 29th. You won't be disappointed.



Other Quilt Shows and Exhibitions

The Nova Scotia Fibre Arts Festival to be held in Amherst August 3 – 6. Here is the link so you can get some more information. <https://fibreartsfestival.ca/>. They are also on Facebook <https://www.facebook.com/FibreArtsFestival>

Here are a couple of other shows:




Many of you have heard of Deb Plestid, she is a wonderful quilter who lives in Tatamagouche. She designed and made the quilts that illustrate Sheree Fitch's new children's book "Singing in the Spring". There will be an exhibition of the book and quilts at the Fraser Gallery in Tatamagouche from August 12 - 31, 2022. Why not check out her website <https://www.debplestid.com/> and the exhibition if you happen to be in the area. Here is the book:




Here's another if you are going to be in New Brunswick this summer:

**2022 Quilt Show & Sale
Albert County Museum**

45th Annual Quilt Show & Sale!
July 12th to 16th - 9:30am to 5pm
Hopewell Cape Community Hall
Admission is \$3 with funds going to the
Albert County Historical Society & Museum
www.facebook.com/albertcountymuseum

 **Lap Quilts Raffle—2 Draws!**
\$2 each or 3 tickets for \$5
Draw is on October 20th



HOPEWELL CAPE COMMUNITY HALL
ALBERT COUNTY MUSEUM & RB BENNETT CENTRE
3940 ROUTE 114, HOPEWELL CAPE, NB
www.albertcountymuseum.com 506-734-2003

For Sale

I am sharing this Ad as I thought a member might be looking for a used sewing machine.

CALLING ALL QUILTERS!!!
JANOME MC9400 QCP Quilting
Sewing Machine For SALE \$3300.00

Contact: Rosalind @ 902-452-2300 or rhgallant64@gmail.com

Are you a machine quilter, ready for a computerized sewing machine that is built with the space and features that will take your skills to the next level?

If so, this Horizon Memory Craft 9400-QCP Professional sewing machine is built for you! I purchased the 9400-QCP in 2016 and it is a sturdy, smooth-running dream machine. Built by Janome, you know reliability is built in. The machine was purchased and has been maintained at Hines Sewing Machines, the Janome dealer in Windsor, NS.

Some life changes the past couple of years mean I haven't been doing much sewing - and rather than have the machine sitting in a closet - it should find a new home. Selling for \$3,300 and includes many extras one of which is a travel case.

The first thing you will notice is the amount of space to the right of the needle (11 inches) which makes quilting a large quilt a breeze.

A panel of LED lights, plus a pull-out "to-see" focus on the stitching area to provide a clear view of your work area.



The large computer screen and stylus puts every stitch function at your fingertips.

A clear acrylic table slides on to the machine to enlarge the surface area for quilting, and an accessory tray fits underneath.

Start/Stop button allows you to unplug the foot pedal and control the motor by touching the Start/Stop button with your hand for greater precision.

Some of the other features:

- More than 1,000 stitches/minute
- Auto needle threader
- Low bobbin thread warning
- Built-in accessories
- Kneez-Lift
- Extra large foot pedal
- Automatic presser-foot lift
- Industrial-style precision needle plate
- One-touch stitch plate
- USB port to transfer stitch patterns and much more

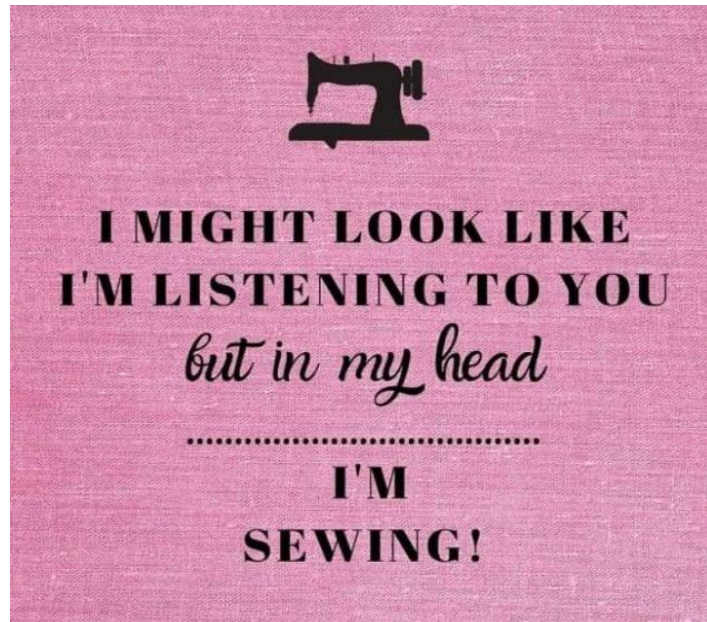


Case



Travel Case

Your Laugh this Month



Have a great summer!



See you in September!