



Website: <http://www.mahonebayquiltersguild.com/>
Email: mahonebayqg@gmail.com
Flickr: <https://www.flickr.com/people/mbaq/>

Life Members

Is your 80th birthday between June 1, 2021 and May 31, 2022? If so, you qualify for life membership status at this year's renewal. Please let Elizabeth know if this applies to you. Life members do not pay membership dues.

Also, if you're a Life Member and I have not introduced in a previous Newsletter, I would love to tell the other members about you.



Executive Members

President – Krista Garber – krisgarber@aol.com or 902-677-2867
Vice President – Annette Fralic – aandbf@eastlink.ca or 902-624-6467
Treasurer – Heather Rafuse wrafuse1@eastlink.ca or 902-543-7410
Secretary – Sandy Emenau semenau@icloud.com or 902-543-0404
Communications – Colleen Paton – paton.colleen@gmail.com or 902-444-0559
Membership – Elizabeth Tumblin – mbqgmembership@gmail.com – or 902-543-0242
Library – Judy Cooper – judy.ltc@live.ca or 902-527-5570
Past President – Pamela Wells pammied01@gmail.com or 902-527-2819
Workshops – Alicia Anderson workshopsMBQG@gmail.com or 902-579-7097
Monthly Program – Mary Gray - graymary007@gmail.com or 902-543-8827
Newsletter – Gail Stryde - mbqgnewsletter@gmail.com or 902-624-0407

Meeting Dates

Our next meeting is *March 1st* and it will be held via Zoom. The agenda and meeting code will be sent out the day before, with sign-on beginning at 6:30 pm.

Hope to see you there!

Slow Quilting via Zoom

We would be happy to have you join us online on Monday, March 8th and then again on Monday, March 22nd. both from 2-4pm

Check your email for the Zoom Link.

Mahone Bay Quilters Guild “Open House”

Friday March 19, 2021 1-3 pm



Our last “open house” was a great success, and the COVID regulations now permit us to visit briefly again. We still cannot have monthly general meetings in person, but we’re trying to reclaim some regular activity while keeping everyone safe. An “open house” format allows us to drop in, visit and chat while adhering to safe protocols.

At this Open House, you can:

- Borrow or return library books, magazines and rulers
- Deliver your completed donation items to designated collection tables: Cuddle Quilts (to Christine Bell), Premie quilts (to Barb Robson) or Pillowcases (to Janet Joyce). **For each preemie quilt, cuddle quilt or pillowcase delivered, the donor will receive a ticket for a draw to win a fat quarter bundle.**
- Learn about using Zoom – bring your phone, tablet or laptop for a quick Zoom tutorial
- Claim your newsletter prize winnings and suggest future articles
- Vote for Volunteer of the Year
- Buy a Guild apron or order a name tag
- Chat at our socially distanced seating
- Buy a Challenge Quilt kit (only 3 left!)
- Donate (or pick up) leftover batting pieces to be used for Cuddle Quilts.
- Meet new members and introduce yourself to anyone you do not know (If you have a name tag, please wear it.)

Please note a few things:

- ❖ We are required to keep a list of people in attendance. To reduce the number of tables needed and the handling of pens, please give your name to Elizabeth Tumblin as you enter. She will check off your name and keep a list for the Church.
- ❖ We do not have access to the kitchen facilities at this event; please bring your own beverage or snack.
- ❖ Face masks are mandatory – bet you've made a few of those!
- ❖ Hand sanitizer will be available at the entrance and throughout the hall.

Hope to see you there!

Program News

Krista Hennebury will be presenting her slide show called "Who gives a Flying FQ about Accuracy"?

She will discuss the why and how of cutting, piecing and pressing accuracy, then she will follow up with the "but when is it really important" part. This presentation is chock full of information, myth-busting tips, many detailed photos, notion recommendations and piecing tricks.

Krista Hennebury has generously offered a discount at her Etsy store to Guild members. This discount will be effective from March 1-5 and a link will be sent separately by email.

Remember to pour yourself a beverage as this looks like an interesting slide show.

Sew and Tell

There will be **no** sew and tell at the March meeting due to the length of the Program. You can still send your pictures including details such as name of quilt, designer, if known, techniques used, who quilted it etc. to Barb at robsonbh@eastlink.ca

Workshop News

We have an interesting workshop happening in March. Only 4 spots left, contact Alicia at workshopsMBQG@gmail.com, here are the details:



LEARN & EXPLORE DRESDEN NEIGHBOURHOOD ONLINE WORKSHOP

With **Michelle Banton**

Based on Persimon Dreams pattern. We create our own whimsical town with all sorts of fun and fanciful buildings which start out as a Dresden Plate. You can add all sorts of fun embellishments to create a seasonal fun design for Halloween, Christmas, Easter... the potential is endless! Get that stash used up and make this design your own unique creation.

Instructors website: littlepupdesigns.com

Designers website: kimlapacek.com

**Two Day
Workshop**
Mar. 11th 5-8_{pm}
Mar. 13th 930am-1230
Members \$35
Non-Members \$55

Plus pattern

Location

Online (Zoom)
Link emailed before class

Registration

email to
workshopsMBQG@gmail.com

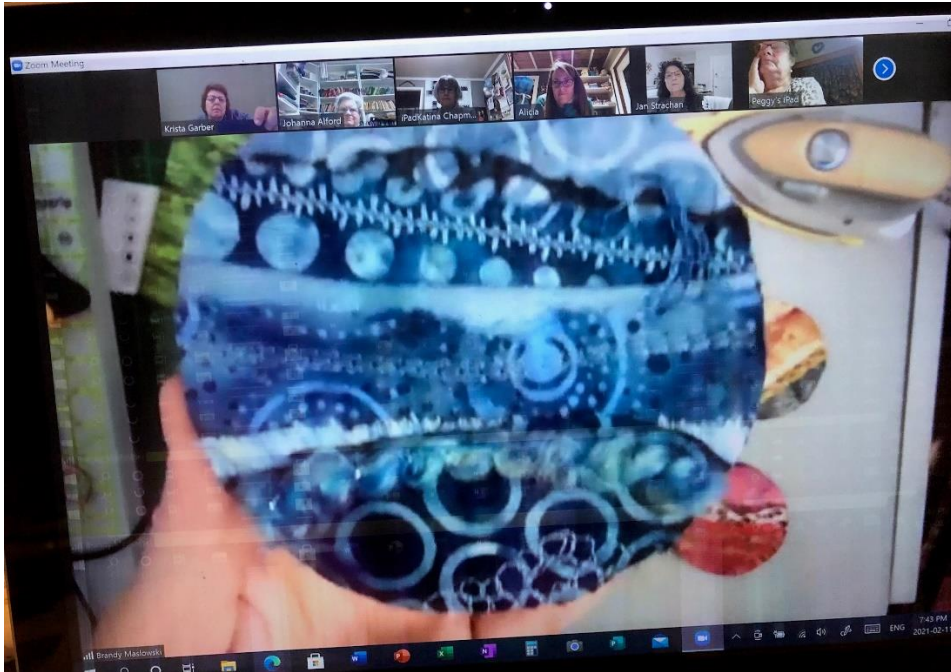
Skill Building

- Ruler work
- Fusing
- Applique
- Piecing
- Stitching

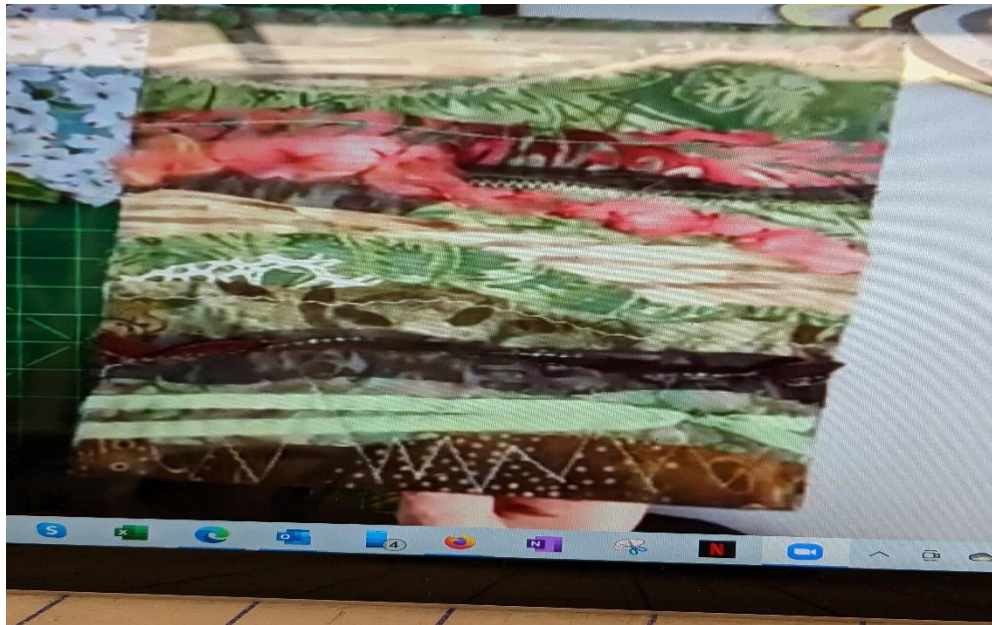
Material List

MBQG.com/workshops

Last Month's Workshop with Brandi Maslowski was a lot of fun. Here are a few screen shots that I thought you might enjoy:



Brandi's 4" piece using her layering/embellishment technique



This looks like a beautiful piece.

Library News

Is there a book you always wished was in the Library? If so, send your idea to Judy.

Cuddle Quilts

The guild will be holding another Open House [on March 19th from 1 to 3](#). The cuddle quilt team will have a table set up for you to drop off any **FINISHED** cuddle quilts.

Please note:

- * As we do not think it prudent to hold a Cuddle Quilt Day in the near future, we are unable to accept unfinished quilt tops.
- * We will try to have some backing fabric available for free, at the open house, so you can finish any tops you have made.
- * If you need batting, could I ask that you see if friends have large-ish off cuts that you could sew or tape together. I've done both sewing and taping of batting and it is quite easy.

I think the need for cuddle quilts is as strong as ever, so please consider making at least one. If every member made just one we'd have over 120 cuddles for someone who needs one. There is still lots of COVID "stay the blazes home" time to fill!

Who should be our next "Volunteer of the Year"?



This past year has been anything but typical, yet many members have worked hard to ensure the Guild remains strong. Is there someone in the Guild you think has done an outstanding job this year? The recognition of fellow members means so much in a volunteer position.

Please take a moment to vote for this year's volunteer honour. You can vote by email (krisgarber@aol.com) or in person at our upcoming Open House. There are just two questions:

Who is your nominee for Volunteer of the Year?

Why did you choose this person?

The winner will be announced at our Annual General Meeting on June 7, 2021.

Quilt Show Update

The Quilt Show Committee is going to have a meeting in March to discuss the potential of a fall Quilt Show.

We will look at what needs to be arranged and the feasibility of having a successful show.

If any members would like to forward comments or concerns to me before we meet (hopefully the second week of March) please feel free to do so.

Look for a Quilt Show update in the April newsletter.

Annette Fralic

MBQG Retreat

Plans are in the works for another Retreat at the Quarterdeck Resort on Summerville Beach. Dates will be May 10-13, 2021. Only 16 spaces are available due to the size of the conference room. You can register by emailing Pam at pammied01@gmail.com. More details to follow in the near future.

Pillowcase Reminder:

We will be collecting pillowcases for the IWK at the Open House!

Here is a recent message from Kay Desborough:

"Yes, we can certainly use pillowcases. Please tell your members how much their support is valued. Thanks for keeping Nova Scotia's ill/injured children in mind."

And here's a link to a how-to video:

<https://www.youtube.com/watch?v=MrYWCma9wgM>

(Use 100% cotton, fun novelty prints (no poly) (no glitter, skulls, or holiday themes)
Wash fabric before sewing, being careful to use unscented products.)

Thanks, Janet Joyce

The “be a star” Quilt Along

We are part way through the Quilt Along. There are so many colour combinations. Here are a couple pictures of our star blocks:



Do you receive a Valentine greeting from a Member?

I would like to say thank you to the members who sent me a Valentine. It brought back memories of elementary school when you compared valentines and everyone shared how many they received... I hope some of you received 1 or 2. Thanks to those who took part.

Free Quilt Pattern

Here is a little pattern for a St. Patrick Day runner:

<https://weallsew.com/shamrock-table-runner/>

Quilt Game

This month the game is in two parts. First, I would like you to solve these quilt acronyms (without the use of the internet) I haven't included these in a while, how good is your memory? Then I want you to find the answers in the word search puzzle I created on page 14. I have a prize for the 3rd person to send me the list and the finished puzzle.

WOF TBQ WOW WIP SID FW TOT
WOA FW FOB PIM SA PP


Quilting – There's an app for that!

I have been very neglectful in keeping pictures and documenting the many quilts etc. I have made over the past 25 years. I have been gathering pictures and was looking for a program that I could use to document the details. I found the free program called "Quilt Album". It can be found [here](#). I have not used it a lot but thought I would share it with you. Has anyone used it? If so, can you send me your review?

I was happy to receive the following information from Nina Scott-Stoddart. She is an avid app user and recommends these two apps. I am sure she would be glad to answer any questions you might have. Thanks, Nina.

Two of my most-used apps are Stash Star Fabric and Quiltful.

STASH STAR FABRIC (App Store for IOS only)

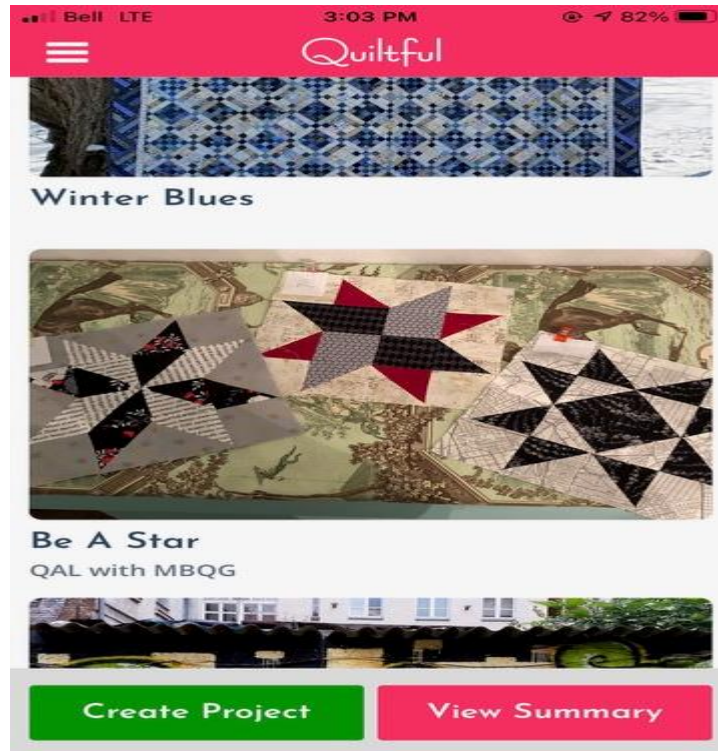


I'm pretty obsessive about keeping track of my stash, and Stash Star Fabric is the app that lets me do it. When I enter a fabric I can add photos, name, colour tags, other user-definable tags (I tag fabrics with projects they're used in, among other things), width/length, location (user-definable — I keep track of my storage bins as well as adding a tag for "on order"), source, date and price and info about designer, line and manufacturer. From the main screen I can group my fabrics by

any of these categories making it easy to stitch, say, between seeing fabrics by colour and fabrics by designer or location. This is a free app, but there's the option to remove ads for \$5.49, which I consider well worth it.

(I sure wish I was as organized!!)

QUILTFUL (App Store for IOS and Google Play)



I use Quiltful as a journal, a planning tool and a record of my work. It's easy to add projects: you can add name, description, photos, status, type of project, fabric, and pattern and track the steps you've completed. I use the free version which lacks some of the bells and whistles (can't filter or sort projects (the default order is reverse chronological) and have slightly fewer fields for project info) but I work around that without much difficulty. I keep notes in the description field (how many blocks I've completed of a total, for example, or how many WOF strips I need for binding or borders.)

I like that I have a record of every quilt I've ever made, along with details of pattern, fabrics and photos. I like that, even though I cannot sort or filter my entries, I can scroll back and check what I need to do next for a project. It really helps keep me organized!

There is a paid version with all sorting and entries unlocked, but it is, oddly, a subscription model, which I don't think is appropriate for the features offered. If there was a pro version that unlocked everything for, say, \$15, I would pay it immediately, but a \$5 monthly subscription seems silly when I find the free version quite satisfactory.

Another Gadget Idea

Betty Learning shared this neat idea to help you with your cutting. She does not find that the purple gripper works that well so she purchased a bathtub assistance bar, and a suction cup knife sharpener. She said they both work extremely well.



Worldwide Quilting Day

Worldwide Quilting Day is March 20th. Do you have plans to attend any virtual events? Here are a few ideas for you:

<https://www.internationalquiltmuseum.org/visit/events-calendar>

<https://yhqg.org/2021/02/07/celebrate-international-quilting-day-2021/>

Keeping Inspired during this Pandemic

I know you must have finished all your UFOs by now! Here are a couple of quilt a longs that I thought you might like. Thanks to Barb and Christine for passing them along.

[Scrappy Triangles – the perfect scrap buster!](#)

<https://www.leilagardunia.com/>

The New England Motel Sew Along

Thanks, Barb Robson, for the write up about this Sew Along.

Late in January the “Brimfield Awakening” quilters announced that they had organized a “sew along” using a pattern that they based on a quilt they saw at the Brimfield (Massachusetts) Antique Fair. They set the criteria and deadlines and offered the FPP templates for a nominal charge of \$3. <https://brimfieldawakening.com/> Scroll down for the NE Motel Quilt link to purchase the templates. Just what I needed a new project! I had never participated in an online sew along before and with Sandy Roch’s encouragement I jumped in! She is doing one too.

If you are on Instagram search from “Brimfield Awakening” and scroll through their posts or check out their IGTV links for videos. There are a couple of good demos for the block. They are also on Facebook at <https://www.facebook.com/BrimfieldAwakening/>


I really like their method of using generous pieces of fabric to make the block and then adding the seam allowance when the blocks get trimmed, this allows the seams to be easily pressed without that extra layer of paper. The blocks have really been easy to sew together and the seams have matched really well.

It has been a really fun quilt to make (so far!). I found the best place to get paper for foundation paper piecing is Walmart, 500 sheets of 20 lb printer paper for \$4, a bargain and it works great! The paper produced for quilters FPP is about \$20 for 100 sheets. The lighter weight the paper the easier it is to tear out.

If you are looking for a new project just do a Google search for Quilters Sew Alongs or Quilt Alongs and you will find a lot to choose from.

PS I highly recommend the “Add a Quarter” ruler, I thought it sounded a bit gimmicky but after my regular ruler was slipping a bit I went to Avonport and bought one, thanks to Marilyn and Krista for recommending it!

Here are two pictures of my "New England Motel" quilt. One is the block construction using Foundation Paper Piecing techniques. The other is my completed blocks with the final layout.



Another idea: Cindy Needham – The Quilt Show

If you don't want to start a new project, why not pour yourself a beverage and watch Cindy Needham on The Quilt Show. It is a free program for everyone. No need to be a member for this one. It is excellent. Linda Naugler says she is quite marvelous. Click [here](#) to get started.

Have you ever made a Bag?

I am putting together a section on Bags for the April Newsletter. Can you send me a picture of one you have finished recently? Please include the pattern name and the level of difficulty. What stabilizer do you like the best? Do you have any tips for putting in zippers? Send along any tips you might have. There may be members who have never made a bag and are afraid to attempt one. I will be including Vicki Burke's Supply List from the program where she showed her fantastic bags. I think she is an expert bag maker!

Quilting Acronyms

D	T	R	A	F	O	K	R	O	W	W	I	C	O
E	W	T	O	B	E	Q	U	I	L	T	E	D	O
W	O	R	K	I	N	P	R	O	G	R	E	S	S
T	Q	F	T	O	N	E	O	N	T	O	N	E	K
C	P	R	O	J	E	C	T	I	N	M	I	N	D
E	P	A	P	E	R	P	I	E	C	I	N	G	C
S	T	I	T	C	H	I	N	D	I	T	C	H	R
B	E	W	E	L	B	I	S	U	F	R	F	F	F
W	I	D	T	H	O	F	F	A	B	R	I	C	A
E	C	N	A	W	O	L	L	A	M	A	E	S	F
I	F	E	A	R	O	F	B	I	N	D	I	N	G
W	H	I	T	E	O	N	W	H	I	T	E	B	R
B	I	R	C	S	W	O	E	T	T	C	T	L	A
T	H	G	I	E	W	R	E	H	T	A	E	F	I

WIDTH OF FABRIC
 TO BE QUILTED
 WHITE ON WHITE
 WORK IN PROGRESS
 STITCH IN DITCH
 FEATHER WEIGHT
 TONE ON TONE
 WORK OF ART
 FUSIBLE WEB
 FEAR OF BINDING
 PROJECT IN MIND
 SEAM ALLOWANCE
 PAPER PIECING

Your laugh for this month:



Newsletter Submissions

Get your ideas in before the deadline!

Month	Deadline
April	Wednesday, March 31
May	Saturday, April 24
June	Saturday, May 29